

Delete Card in the System

Steps to delete cardholder from controller

Edit Card Holder Detail - 00034

Detail | Access | User Defined | ACU Series | ReadCardID | Finger Print

Cardholder ID: 00034
Name: Name34
IC/PP No:
CardID/CSN#: 80000034
Department: A
Mobile Number:
User Access Grp 1: UAG1
User Access Grp 2:
User Access Grp 3:
User Access Grp 4:
Status: Normal
Mode: Isolate
Remark:
Save Download Close

The message that the cardholder information was successfully deleted will appear on the screen.

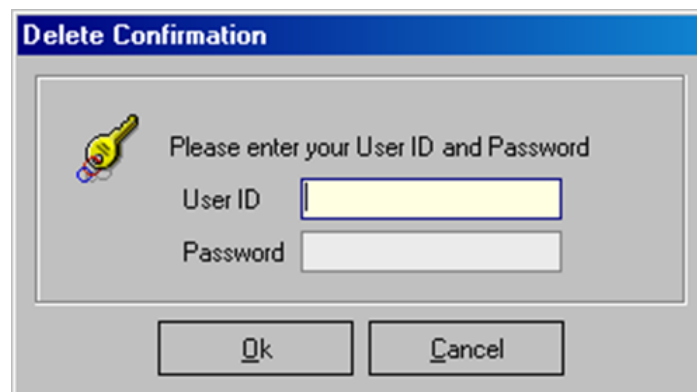
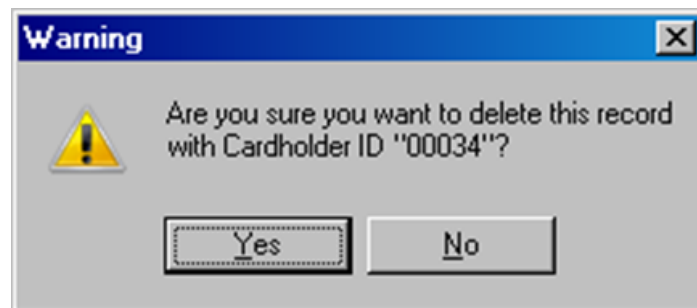
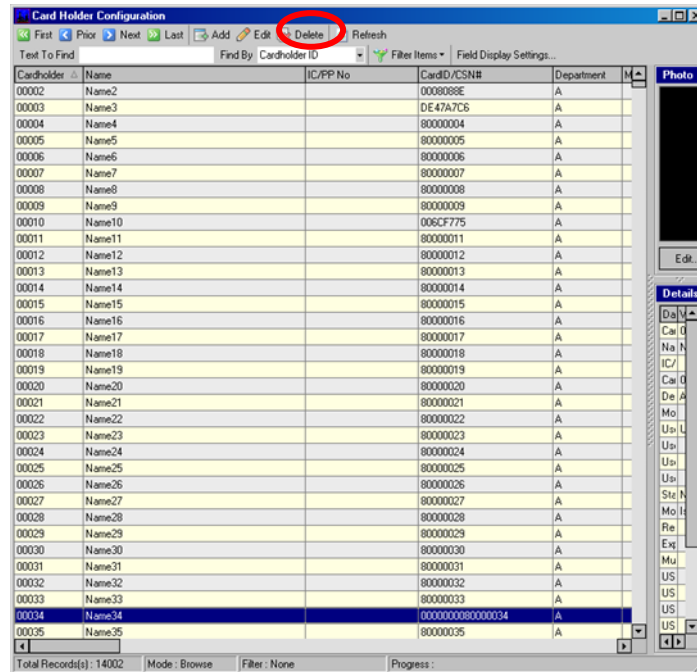
IBSS Download Status

Close Press ESC key to Terminate

Downloading :
Controller Download
Downloading Started 27/02/2012 15:12
Downloading CardIDDelete 00034 to 1000 via CommSvr1 - Successful
Downloading Ended 27/02/2012 15:12

Steps to delete cardholder from the database

Highlight a card to delete and click delete, a warning message will appear. If click yes, you are required to key in your User ID and password.



Key-in the user ID and password to confirm that the selected card will be deleted.