

Reading AMR175 LCD Screen

Overview

The AMR175 that is in operation with RS485 connectivity, the LCD screen will display event message live. The Table 1 shows the event and its corresponding ICON, LED and Buzzer behavior.

Reader Alarm & Even Message on LCD












Access Grant	Buzzer Beep once	Green LED Blink once	 Granted
Access Denied	Buzzer Beep once	Red LED Blink once	 Denied
Access Invalid	Buzzer Beep once	Red LED Blink once	 Invalid
Door Open Too Long	Buzzer Beeping	Red LED Blinking	 DOTL
Door Force Open	Buzzer Beeping	Red LED Blinking	 Door Force
Free Access	Silent	Green LED ON	 unlocked
Door Locked	Silent	Red LED ON	 Locked
Fire Activated	Buzzer Beeping	Red LED Blinking	 Fire Alarm
Box Tamper	Buzzer beeping	Red LED Blinking	 Box-Tamper
Pin Mode	Buzzer beeping	Green LED Blinking	 Enter PIN
Pre-Alarm	Buzzer beeping	Red LED Blinking	 Pre-Alarm

Table 1 Icon, LED and Buzzer behavior.